

BALANCE SHEET

As at 30 June 2025

Unit: VND

Items		Codes	Notes	Closing balance	Opening balance
ASSETS					
A.	CURRENT ASSETS	100		226.102.286.898	389.114.842.980
I.	Cash and cash equivalents	110	V.1	32.600.649.784	92.531.395.343
1.	Cash	111		2.600.649.784	32.531.395.343
2.	Cash equivalents	112		30.000.000.000	60.000.000.000
III.	Short-term receivables	130		67.610.092.328	194.528.932.638
1.	Short-term trade receivables	131	V.2	62.334.360.438	188.715.613.774
2.	Short-term advances to suppliers	132	V.3	8.851.583.828	4.064.886.612
6.	Other short-term receivables	136	V.4	576.970.233	5.901.254.423
7.	Provision for short-term doubtful debts	137		(4.152.822.171)	(4.152.822.171)
IV.	Inventories	140	V.5	117.814.025.946	101.851.256.997
1.	Inventories	141		117.814.025.946	101.851.256.997
2.	Provision for devaluation of inventories	149		-	-
V.	Other short-term assets	150		8.077.518.840	203.258.002
1.	Short-term prepayments	151	V.6a	5.337.216.594	12.550.000
2.	Value added tax deductibles	152		2.740.302.246	190.708.002
B.	NON-CURRENT ASSETS	200		137.532.088.587	150.929.722.484
I.	Long-term receivables	210		5.400.000.000	5.400.000.000
6.	Other long-term receivables	216	V.4b	5.400.000.000	5.400.000.000
II.	Fixed assets	220		128.432.955.790	137.133.575.711
1.	Tangible fixed assets	221	V.7	128.432.955.790	137.133.575.711
	- Cost	222		526.100.159.820	526.009.496.469
	- Accumulated depreciation	223		(397.667.204.030)	(388.875.920.758)
III.	Investment property	230		-	-
IV.	Long-term assets in progress	240	V.8	-	-
2.	Long-term construction in progress	242		-	-
V.	Long-term financial investments	250		-	-
VI.	Other long-term assets	260		3.699.132.797	8.396.146.773
1.	Long-term prepayments	261	V.6b	3.681.670.770	8.396.146.773
2.	Deferred tax assets	262		17.462.027	-
TOTAL ASSETS (270 = 100 + 200)		270		363.634.375.485	540.044.565.464

BALANCE SHEET

As at 30 June 2025

Unit: VND

Items		Codes	Notes	Closing balance	Opening balance
RESOURCES					
C. LIABILITIES		300		85.535.165.252	253.667.233.349
I. Current liabilities		310		85.535.165.252	253.667.233.349
1. Short-term trade payables		311	V.9	40.277.685.319	78.681.402.546
2. Short-term advances from customers		312	V.10	19.546.164.120	123.893.342.277
3. Taxes and amounts payable to the State budget		313	V.11	1.299.812.429	7.158.080.195
4. Payables to employees		314		8.977.284.457	22.472.513.469
5. Short-term accrued expenses		315		545.761.461	749.978.474
9. Other current payables		319	V.12	9.024.044.938	17.295.582.501
11. Short-term provisions		321		-	-
12. Bonus and welfare funds		322		5.864.412.528	3.416.333.887
II. Long-term liabilities		330		-	-
4. Inter-company payables regarding operating capital		334		-	-
D. EQUITY		400		278.099.210.233	286.377.332.115
I. Owner's equity		410	V.13	278.099.210.233	286.377.332.115
1. Owner's contributed capital		411		154.111.000.000	154.111.000.000
- Ordinary shares carrying voting rights		411a		154.111.000.000	154.111.000.000
8. Investment and development fund		418		109.556.974.666	93.150.510.200
11. Retained earnings		421		14.431.235.567	39.115.821.915
- Retained earnings accumulated to the prior year end		421a		693.815.320	5.809.901
- Retained earnings of the current period		421b		13.737.420.247	39.110.012.014
II. Other resources and funds		430		-	-
TOTAL RESOURCES (440 = 300+ 400)		440		363.634.375.485	540.044.565.464

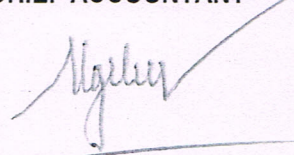
Tan Binh, 18 July 2025


PREPAIRER

CHIEF ACCOUNTANT

DIRECTOR


 Nguyen Thi Lieu


 Nguyen Thi Duc



 Dinh Quang Nhan

INCOME STATEMENT
2nd quarter of 2025

Unit: VND

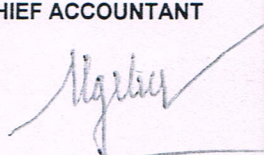
Items	Codes	Notes	2nd quarter		Accumulated from the beginning of the year	
			2025	2024	2025	2024
1. Gross revenue from goods sold and services rendered	01	VI.1	90.653.203.921	73.169.468.277	289.569.077.488	217.085.110.984
2. Deductions	02	VI.2				
3. Net revenue from goods sold and services rendered (10 = 01 - 02)	10		90.653.203.921	73.169.468.277	289.569.077.488	217.085.110.984
4. Cost of sales	11	VI.3	82.041.304.831	58.933.616.552	250.842.251.487	176.568.280.350
5. Gross profit from goods sold and services rendered (20 = 10 - 11)	20		8.611.899.090	14.235.851.725	38.726.826.001	40.516.830.634
6. Financial income	21	VI.4	760.628.784	208.856.433	1.567.815.260	445.280.331
7. Financial expenses	22	VI.5				
- In which: Interest expense	23					
8. Selling expenses	25	VI.8	822.224.322	211.426.841	3.374.190.403	2.335.134.833
9. General and administration expenses	26	VI.8	5.319.023.134	6.379.276.784	18.971.144.481	16.401.376.366
10. Operating profit (30=20+(21-22)-(25+26))	30		3.231.280.418	7.854.004.533	17.949.306.377	22.225.599.766
11. Other income	31	VI.6	1.531.842.545		1.863.340.071	288.957.483
12. Other expenses	32	VI.7	2.625.345.499	68.813	2.631.096.140	552.599
13. Other profit	40		(1.093.502.954)	(68.813)	(767.756.069)	288.404.884
14. Accounting profit before tax (50 = 30 + 40)	50		2.137.777.464	7.853.935.720	17.181.550.308	22.514.004.650
15. Current corporate income tax expense	51	VI.10	371.317.520	1.638.321.554	3.461.592.088	4.530.569.890
16. Deferred corporate tax income	52		(17.462.027)	(67.534.410)	(17.462.027)	(27.768.960)
17. Net profit after corporate income tax (60 = 50 - 51 - 52)	60		1.783.921.971	6.283.148.576	13.737.420.247	18.011.203.720
18. Basic earnings per share	70					
19. Diluted earnings per share	71					

PREPAIRER



Nguyen Thi Lieu

CHIEF ACCOUNTANT



Nguyen Thi Duc



Tan Binh, 18 July 2025

DIRECTOR




Dinh Quang Nhan

CASH FLOW STATEMENT
(Direct method)
From 01/01/2025 to 30/6/2025

Unit: VND

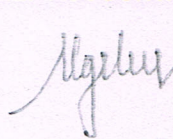
Items	Codes	Notes	From 01/01/2025 to 30/6/2025	From 01/01/2024 to 30/6/2024
I. Cash flows from operating activities				
1. Cash receipts from goods sale, services supply and others	01		321.354.381.778	348.490.083.030
2. Cash payments to goods suppliers and service providers	02		(281.602.053.057)	(191.204.190.937)
3. Cash payments to employees	03		(46.839.144.107)	(44.353.057.669)
5. Cash payment of enterprise income tax	05		(7.311.841.516)	(7.961.273.151)
6. Other cash receipts from business activities	06		6.378.993.062	5.207.718.889
7. Other cash payments to production and business activities	07		(26.473.274.079)	(34.402.306.271)
Net cash flows from business activities	20		(34.492.937.919)	75.776.973.891
II. Cash flow from investment activities				
1. Cash payments to procure and/or construct fixed assets and other long-term assets	21		(6.216.929.000)	-
2. Cash receipts from the liquidation, assignment or sale of fixed assets and other long-term assets	22		38.750.000	2.376.000
7. Cash receipts from loan interests, dividends and earned profits	27		1.567.815.260	445.280.331
Net cash flow from investment activities	30		(4.610.363.740)	447.656.331
III. Cash flow from financial activities				
6. Cash payments of dividends or profits to owners or shareholders	36		(20.827.443.900)	(23.563.018.659)
Net cash flow from financial activities	40		(20.827.443.900)	(23.563.018.659)
Net cash flow in the period (50=20+30+40)	50		(59.930.745.559)	52.661.611.563
Cash and cash equivalents at the beginning of period	60		92.531.395.343	15.299.677.570
Effects of changes in foreign exchange rates	61			
Cash and cash equivalents at the end of period (70 = 50+60+61)	70		32.600.649.784	67.961.289.133

PREPAIRER



Nguyen Thi Lieu

CHIEF ACCOUNTANT



Nguyen Thi Duc



DIRECTOR

Tan Binh, 18 July 2025

Dinh Quang Nhan

NOTES TO THE FINANCIAL STATEMENTS
2nd quarter of 2025

I. GENERAL INFORMATION

1. General information

Det May 7 Joint Stock Company which was transformed from Det May 7 One-member limited liability company on 03 July 2017 under the Enterprise Registration Certificate No.0300509782 and the 6th amendment dated 24 March 2023, issued by the Department of Planning and Investment of Ho Chi Minh City.

The Company's head office is located at 109A Tran Van Du Street, Tan Binh Ward, Ho Chi Minh City, Vietnam.

The company has the following affiliated units: Det May 7 Joint Stock Company - Ha Nam Branch at Hamlet 8, Nam Ly Commune, Ninh Binh Province, Vietnam. The branch operates under the authorization of the Company No. 0300509782-002 issued by the the Department of Planning and Investment of Ha Nam Province on 30 March 2021.

The charter capital under the Enterprise Registration Certificate is 154,111,000,000 VND, details are as follows:

Investors	Ratio (%)	Closing Balance	Opening Balance
- Dong Hai One Member Limited Liability Company	51,00	78.596.610.000	78.596.610.000
- Thanh Vinh Company Limited	12,98	20.200.000.000	20.200.000.000
- Ms. Tran Thi Phuong Hanh	12,98	20.200.000.000	20.200.000.000
- Mr. Dang Van Lam	12,98	20.200.000.000	20.200.000.000
- Others	10,06	14.914.390.000	14.914.390.000
Total	100,00	154.111.000.000	154.111.000.000

2. Business sector

The Company operates in production and trading.

3. Operating industry

- Weaving, dyeing, printing, sewing;
- Machining machinery;

- Buy and sell materials, components, chemicals, and products of the weaving, dyeing, printing, and sewing industries and mechanical engineering

4. Normal production and business cycle: 12 months

5. Characteristics of the business activities in the fiscal year which have impact on the financial statements

The company's ownership structure was converted from Det May 7 One-member limited liability company into a joint stock company named Det May 7 Joint Stock Company under the Enterprise Registration Certificate No.0300509782 dated 03 July 2017.

II. FINANCIAL YEAR AND ACCOUNTING CONVENTION

1. Financial year

The Company's financial year begins on 01 January and ends on 31 December 2025.

2. Accounting convention

The financial statements are prepared on an accrual basis in accordance with the historical cost principle.

III. ACCOUNTING STANDARDS AND REGIME APPLIED

1. Accounting regime applied

The Company applies the Accounting regime under the Circular No. 200/2014/TT-BTC dated 22 December 2014 and Circular No. 53/2016/TT-BTC dated 21 March 2016 by Ministry of Finance amending and supplementing some articles of Circular No. 200/2014/TT-BTC.

2. Accounting standards and regime applied

The Board of Director commits to comply with Vietnamese Accounting Standards, accounting regime for enterprises and legal regulations relating to material respects.

IV. SUMMARY OF SIGNIFICANT ACCOUNTING POLICIES

1. Cash and cash equivalents

Cash and cash equivalents comprise cash on hand, bank deposits, cash in transit, demand deposits and short-term (with an original maturity of no more than three months) that are readily convertible to known amounts of cash and which are subject to an insignificant risk of changes in value.

NOTES TO THE FINANCIAL STATEMENTS

2nd quarter of 2025

2. Investments

3. Receivables

Receivables in the financial statements represent the estimated amounts recoverable. The amount of receivables is estimated based on stated book value less provision for doubtful debts for the value lost due to overdue payment or the customer's inability to pay.

4. Inventories

Inventories are calculated at cost less allowances for inventory.

Cost comprises cost of purchases, production cost and other attributable expenses to bring inventory to its correct state and current location.

Net realizable value is the estimated selling price less the estimated costs to completion along with costs incurred in marketing, selling and distributing the product.

The company applies the perpetual inventory method.

Cost is calculated using the weighted average method.

Provision for devaluation of inventories is made in accordance with prevailing accounting regulations which allow provision to be made for obsolete, damaged, or sub-standard inventories and for those which have costs higher than net realisable values as at reporting date.

5. Tangible fixed assets and depreciation

Tangible fixed assets are stated at cost less accumulated depreciation

The costs of purchased tangible fixed assets comprise their purchase prices and any directly attributable costs of bringing the assets to their working condition and location for their intended use. The costs of purchasing, upgrading, and renewing fixed assets are capitalized, and maintenance and repair costs is recognised in the income statement.

Loss or gain resulting from sales and disposals of tangible fixed assets is the difference between profit from sales or disposals of assets and their residual values and is recognised in the income statement.

Tangible fixed assets are depreciated using the straight-line method over their estimated useful lives as follows:

<i>Buildings and structures</i>	<i>05 - 25 years</i>
<i>Machinery and equipment</i>	<i>03 - 10 years</i>
<i>Motor vehicles</i>	<i>06 - 10 years</i>
<i>Office equipment</i>	<i>03 - 05 years</i>

6. Intangible assets and amortisation

7. Construction in progress

Properties in the course of construction for production, rental or administrative purposes, or for other purposes, are carried at cost. The cost includes service costs and interest expense in accordance with the Company's accounting policy.

8. Prepayments

Prepayments includes short-term and long-term expenses, presented as net book value. Prepaid expenses are capitalized and allocated to operating results during the financial year using the straight-line method.

Prepaid expenses that bring economic benefits for more than 1 year are classified as long-term prepaid expenses.

9. Trade payables and accrued expenses

Accounts payable are monitored in detail by payable terms, debtors, original currency and other factors depending on the Company's managerial requirements. Accounts payable to suppliers include trade payables arising from buying-selling transactions and payables for import through entrustees (in import entrustment transactions). Other payables include non-trade payables, not related to buying-selling transactions. Accounts payable are classified as short-term and long-term in the consolidated statement of financial position based on the remaining year of these payables at the reporting date.

Accrued expenses are recognized for amounts to be paid in the future for goods and services received, whether or not billed to the Company or lack of accounting document, which are recorded to operating expenses of the reporting period.

Production and business expenses incurred during the period but not yet paid, as well as costs not yet actually incurred but provisioned in advance for the current period to ensure that actual payments, when they occur, do not cause sudden spikes in production and business costs, are recognized as accrued expenses.

NOTES TO THE FINANCIAL STATEMENTS
2nd quarter of 2025

10. Payable provisions

Payable provisions are recognised when the Company has a present obligation as a result of a past event, and it is probable that the Company will be required to settle that obligation. Provisions are measured at the management's best estimate of the expenditure required to settle the obligation as at the balance sheet date.

11. Revenue

Revenue from the sale of goods is recognised when all five (5) following conditions are satisfied:

- (a) the Company has transferred to the buyer the significant risks and rewards of ownership of the goods;
- (b) the Company retains neither continuing managerial involvement to the degree usually associated with; ownership nor effective control over the goods sold;
- (c) the amount of revenue can be measured reliably;
- (d) it is probable that the economic benefits associated with the transaction will flow to the Company; and
- (e) the costs incurred or to be incurred in respect of the transaction can be measured reliably

Interest income is accrued on a time basis, by reference to the principal outstanding and at the applicable interest rate.

Dividend income from investments is recognised when the Company's right to receive payment has been established.

12. Cost

Production, business, and other expenses are recognized in the statement of profit and loss when such expenses lead to a reduction in future economic benefits through a decrease in assets or an increase in liabilities, and when these expenses can be reliably measured.

13. Borrowing costs

All incurred loan interest expenses are recognised in the operating results for the period.

14. Taxation

Income tax expense represents the sum of the tax currently payable and deferred tax.

The tax currently payable is based on taxable profit for the year. Taxable profit differs from profit before tax as reported in the income statement because it excludes items of income or expense that are taxable or deductible in other years (including loss carried forward, if any) and it further excludes items that are never taxable or deductible.

The Company's corporate income tax expense is calculated at the tax rates in effect on the balance sheet date.

Deferred tax is recognised on significant differences between carrying amounts of assets and liabilities in the financial statements and the corresponding tax bases used in the computation of taxable profit and is accounted for using balance sheet method. Deferred tax liabilities are generally recognised for all temporary differences and deferred tax assets are recognised to the extent that it is probable that taxable profit will be available against which deductible temporary differences can be utilised

Deferred tax is calculated at the tax rates that are expected to apply in the period when the liability is settled or the asset realised. Deferred tax is charged or credited to profit or loss, except when it relates to items charged or credited directly to equity, in which case the deferred tax is also dealt with in equity.

The determination of the tax currently payable is based on the current interpretation of tax regulations. However, these regulations are subject to periodic variation and their ultimate determination depends on the results of the tax authorities' examinations

Other taxes are paid in accordance with the prevailing tax laws in Vietnam.

15. Related parties

Parties are considered related if one party has the ability to control or significantly influence the other party in making financial and operating policy decisions.

V. INFORMATION SUPPLEMENTING THE ITEMS IN THE BALANCE SHEET

Unit: VND

1. Cash and cash equivalents	Closing balance	Opening balance
Cash on-hand	753.788.881	456.923.999
Bank demand deposits	1.846.860.903	32.074.471.344
Bank deposits with a term of less than 3 months	30.000.000.000	60.000.000.000
Total	32.600.649.784	92.531.395.343

NOTES TO THE FINANCIAL STATEMENTS
2nd quarter of 2025

2. Trade receivables				
Short-term trade receivables				
Department of Military Supplies – General Logistics Department	9.283.727.080		168.569.520.286	
Cao Gia Phat Group Joint Stock Company	5.804.626.199		2.031.791.730	
Ho Chi Minh City Military Command	17.938.123.229			
Others	29.307.883.930		18.114.301.758	
Total	62.334.360.438		188.715.613.774	
3. Advances to suppliers				
a. Short-term advances to suppliers				
Vietnam Boiler Joint Stock Company	7.448.400.000		3.724.200.000	
Others	1.403.183.828		340.686.612	
Total	8.851.583.828		4.064.886.612	
4. Other receivables				
a. Other short-term receivables	576.970.233		5.901.254.423	
Receivable from employees	58.108.707		122.053.024	
Deposits and mortgages	15.000.000		15.000.000	
Receivable from employee's insurances	271.089.551		274.348.230	
The receivable amount due from the State regarding support for the T3 terminal project is proposed as a final settlement	-		5.250.151.969	
Other receivables	232.771.975		239.701.200	
b. Other long-term receivables	5.400.000.000		5.400.000.000	
Long - term deposits and mortgages	5.400.000.000		5.400.000.000	
Total	5.976.970.233		11.301.254.423	
5. Inventories				
	Closing balance		Opening balance	
	Cost	Provision	Cost	Provision
Raw materials and supplies	10.108.359.464		11.364.907.973	
Costs of work in progress	14.422.998.963		29.580.200.490	
Finished products	93.282.667.519		60.906.148.534	
Total	117.814.025.946		101.851.256.997	
6. Prepayments				
			Closing Balance	Opening Balance
a. Short-term			5.337.216.594	12.550.000
Prepaid expenses for tools and supplies			419.581.048	-
Repair cost			470.833.334	-
Other Short-Term Expenses			4.446.802.212	12.550.000
b. Long-term			3.681.670.770	8.396.146.773
Operating lease expenses for fixed assets			-	3.041.666.679
Prepaid expenses for tools and supplies			1.341.961.187	1.629.524.297
Repair cost			2.277.777.772	3.644.444.440
Other prepaid expenses			61.931.811	80.511.357
Total			9.018.887.364	8.408.696.773
7. Deductible input VAT				
Deductible input VAT			2.740.302.246	190.708.002
8. Deferred tax assets				
Deferred tax assets related to deductible temporary differences			17.462.027	-

NOTES TO THE FINANCIAL STATEMENTS
2nd quarter of 2025

9. Tangible fixed assets				
Items	Buildings and structures	Machinery and equipment	Motor vehicles and transmission systems	Total
Cost				
Balance as of January 1, 2025	90.921.704.370	426.874.809.491	8.212.982.608	526.009.496.469
- Purchases during the period		1.340.648.148		1.340.648.148
- Disposals, sales		1.249.984.797		1.249.984.797
Balance as of June 30, 2025	90.921.704.370	426.965.472.842	8.212.982.608	526.100.159.820
Accumulated depreciation				
Balance as of January 1, 2025	55.495.429.785	325.642.870.487	7.737.620.486	388.875.920.758
-Depreciation during the period	1.026.756.228	8.884.144.691	130.367.150	10.041.268.069
- Disposals, sales		1.249.984.797		1.249.984.797
Balance as of June 30, 2025	56.522.186.013	333.277.030.381	7.867.987.636	397.667.204.030
Carrying value				
As of January 1, 2025	35.426.274.585	101.231.939.004	475.362.122	137.133.575.711
As of June 30, 2025	34.399.518.357	93.688.442.461	344.994.972	128.432.955.790
The cost of the tangible fixed assets have been fully depreciated awaiting liquidation: VND 592.249.586.				
The cost of the tangible fixed assets have been fully depreciated but are still in use: VND 307.089.765.332.				
10. Trade payables				
	Closing balance		Opening balance	
	Carrying amount	Amount able to be paid off	Carrying amount	Amount able to be paid off
Current payables				
Thanh Quang Trading Production Investment Company Limited	258.080.900	258.080.900	18.189.318.355	18.189.318.355
Tan Thuy Lam Production And Trading Company Limited	4.770.621.600	4.770.621.600	19.239.463.370	19.239.463.370
Ngoc Duy Manufacturing, Trading, and Export-Import Limited Liability Company	-	-	2.623.716.552	2.623.716.552
Chau Phu Garment Single Member Limited Liability Company	-	-	1.602.084.944	1.602.084.944
Gold Star MTV Product And Trading Company Limited	5.324.018.879	5.324.018.879		
Thanh Vinh Company Limited	9.695.248.812	9.695.248.812		
Other payables	20.229.715.128	20.229.715.128	37.026.819.325	37.026.819.325
Total	40.277.685.319	40.277.685.319	78.681.402.546	78.681.402.546
11. Advances from customers			Closing balance	Opening balance
Short-term				
- General Department of Logistics			6.170.000.000	112.100.000.000
- Loan Huynh Import Export Service Trading Company Limited			8.797.529.765	9.555.119.417
- Barracks Department – General Logistics			2.572.590.000	
- Other payables			2.006.044.355	2.238.222.860
Total			19.546.164.120	123.893.342.277

NOTES TO THE FINANCIAL STATEMENTS
2nd quarter of 2025

2nd quarter of 2020					
12. Taxes and amount receivable from/ payables to the state budget	Opening balance	Payable during the period	Payment during the period	Closing balance	
a Taxes payable	7.158.080.195	9.024.195.962	14.882.463.728	1.299.812.429	
- Value-added tax (VAT)	2.084.276.457	4.592.611.840	6.676.888.297		
- Export and import duties	-	11.312.830	11.312.830	-	
-Corporate income tax	4.889.021.516	3.461.592.088	7.311.841.516	1.038.772.088	
- Personal income tax	178.057.742	890.243.382	810.614.623	257.686.501	
- Resource tax	6.724.480	30.166.080	33.536.720	3.353.840	
- Other taxes, fees, and charges	-	4.000.000	4.000.000	-	
- Other types of fees	-	34.269.742	34.269.742	-	
Value-added tax: The company applies the deduction method					
Corporate income tax (CIT): The company applies a tax rate of 20%					
13. Other payables			Closing balance	Opening balance	
Short-term					
- Trade union fee			1.420.619.790	795.514.477	
- Dividends of union shareholders			884.998.914	99.032.814	
- Party dues			402.249.859	822.175.691	
- Social insurance, Health insurance			131.812.979	130.472.103	
- Deposits and mortgages received			25.000.000	25.000.000	
- Dividends payable			-	10.825.640.000	
- Payable to Military Zone 7 due to invalid rental receipt			3.477.231.457	3.477.231.457	
- Other payables			2.682.131.939	1.120.515.959	
Total			9.024.044.938	17.295.582.501	
14. Provisions					
Long-term					
- Provision for product warranty					
15. Loss allowance					
- Provision for doubtful debts			4.152.822.171	4.152.822.171	
16. Bonus and welfare funds					
- Reward fund			977.141.398	1.674.551.972	
- Welfare fund			4.887.271.130	1.741.781.915	
- Executive bonus fund			-	-	
Total			5.864.412.528	3.416.333.887	
17. Owner's Equity					
a. Movement in owner's equity					
Items					
Owner's Equity	Owner's contributed capital	Investment and development fund	Retained earnings	Revaluation assets	Total
Opening balance	154.111.000.000	93.150.510.200	39.115.821.915		286.377.332.115
Increase during the period		16.406.464.466			16.406.464.466
Profit during the period			13.737.420.247		13.737.420.247
Distributed funds			38.422.006.595		38.422.006.595
- Dividends declared			10.787.770.000		10.787.770.000
- Investment and development fund			16.406.464.466		16.406.464.466
- Fund to reward the company's management board			394.875.000		394.875.000
- Bonus and welfare funds			10.832.897.129		10.832.897.129
Closing balance	154.111.000.000	109.556.974.666	14.431.235.567		278.099.210.233

NOTES TO THE FINANCIAL STATEMENTS

2nd quarter of 2025

b. Details of the owners' contributed capital				
Investors	Closing balance		Opening balance	
	VND	Ratio	VND	Ratio
- State ownership	78.596.610.000	51%	78.596.610.000	51%
- Other shareholders	75.514.390.000	49%	75.514.390.000	49%
Total	154.111.000.000	100%	154.111.000.000	100%
c. Funds				
Investment and development fund			109.556.974.666	93.150.510.200
18. Off-balance sheet items				
Written-off doubtful debts			2.611.255.182	2.611.255.182
f. Other information for off balance sheet items				
VI. INFORMATION SUPPLEMENTING THE ITEMS IN THE INCOME STATEMENT				
1. Sales of merchandise and services			2nd quarter 2025	2nd quarter 2024
Sales				
Sales of finished goods/merchandise			90.653.203.921	73.169.468.277
Sales of services				
2. Deductions			-	-
Sales discount				
Sales return			-	-
3. Cost of sales				
Cost of finished goods sold			82.041.304.831	58.933.616.552
Cost of services rendered				
4. Financial income				
Bank and loan interest			760.628.784	208.856.433
Other financial income				
Total			760.628.784	208.856.433
5. Financial expenses				
Interest expense			-	-
Other financial expenses				
6. Other income				
Disposal of fixed assets			35.879.631	
Other income			1.495.962.914	
Total			1.531.842.545	
7. Other expenses				
Other expenses			2.625.345.499	68.813
Asset revaluation				
Total			2.625.345.499	68.813
8. Selling expenses and general and administration expenses				
a. Selling expenses incurred during the period			822.224.322	211.426.841
Total			822.224.322	211.426.841
b. General and administrative expenses incurred during the period			5.319.023.134	6.379.276.784
Total			5.319.023.134	6.379.276.784
9. Production cost by nature				
Raw materials and consumables			94.975.615.222	82.935.438.656
Labour			12.384.931.820	14.900.854.796
Depreciation and amortisation			5.004.018.632	4.634.605.484
Out-sourced services and other monetary expenses			14.717.351.926	9.223.370.078
Total			127.081.917.600	111.694.269.014
10. Corporate income tax expense				
- Corporate income tax expense based on taxable profit in the current year (*)			371.317.520	1.638.321.554

NOTES TO THE FINANCIAL STATEMENTS

2nd quarter of 2025

- Adjustments for corporate income tax expense in previous years to the current year		
Total	371.317.520	1.638.321.554
11. Deferred corporate income tax expense		
Deferred corporate income tax income arising from deductible temporary differences	17.462.027	67.534.410
- Total deferred corporate income tax expense	17.462.027	67.534.410

VII. OTHER INFORMATION

1. Equitized information
2. Related parties information


Related parties	Relationship	Description	Value cumulated transactions from the beginning of the year to 30/6/2025 (VND)
Dong Hai One Member Limited Liability Parent company		Dividends	5.501.762.700
		Selling	193.513.889
Thanh Vinh Company Limited	Shareholders	Dividends	1.400.000.000
		Selling	12.154.945.044
		Purchase of raw materials	23.013.777.208
		Purchasing	
Tan Thuy Lam Production And Trading Company Limited	Mr. Dang Van Lam is both a capital contributor and the legal representative of Tan Thuy Lam Production and Trading Company Limited.	Purchasing	16.696.478.500

3. Information related to Financial Statements

- Decree No. 100/2016/ND-CP dated 01 July 2016 of the Government on elaboration and guidelines for some articles of the law on amendment of the law on value-added tax, the law on special excise duty and the law on tax administration.


- Circular no. 28/2017/TT-BTC dated 12 April 2017, on amendments to Circular no. 45/2013/TT-BTC dated 25 April 2013 and Circular no. 147/2016/TT-BTC dated 13 October 2016 of the Ministry of Finance on guidelines for management, use, and depreciation of fixed assets.

PREPAIRER



Nguyen Thi Lieu

CHIEF ACCOUNTANT



Nguyen Thi Duc



Tan Binh, 18 July 2025

DIRECTOR

